




HELLO, RISING *First Grade*

Our school year is coming to a close, and your child has worked so hard this year to master many new skills! In order for your student to keep their brain in shape over the summer, we are sending home the attached summer work:

1. **Service Project** - See attached info
2. **Summer Learning Menu** - Once your child completes an activity, color in the square.
3. **Summer Reading Log** - Complete the log by reading books to your child and record them on the log.

On the first day of school, please send in your completed packet for a reward from your teacher!

Sincerely, the First Grade Team






LOWER SCHOOL

Summer of SERVICE

Grade Level	Response to Service
First	Email a picture to your child's teacher of your summer service project by the first full day of school. Your child should be prepared to explain to the class what they did for their service project. This share time will act as a pre-assessment for listening and speaking.
Second	Email a picture to your child's teacher of your summer service project by the first full day of school. Your child should be prepared to explain to the class what they did for their service project. This share time will act as a pre-assessment for listening and speaking.
Third	Create a ½ sheet of poster board display with pictures and captions documenting the project which can be used to guide an oral presentation. A digital option of a slide show with at least 3 slides with pictures and captions could be sent instead of a poster board.
Fourth	Create a ½ poster board with photos from their project. Please include captions under photos to guide oral explanation of the project.
Fifth	Write a 3 paragraph reflection describing what you chose and why, the process of completion, and how working on this project felt.

Project Ideas

- Collect food for a food pantry.
- Clean up your local park.
- Host a bake sale. Donate funds raised to a charity.
- Write letters to seniors in care facilities.
- Put together first aid kits for shelters.
- Organize a food drive in your neighborhood.
- Host a lemonade stand for your favorite cause.
- Donate gently used toys for kids in need.
- Write letters to servicemen and servicewomen.
- Collect school supplies for local schools in need.
- Go through books you have grown out of and donate them.
- Put together a care package or bake cookies for servicemen/women.
- Make care packages for people who may be experiencing homelessness.
- Do yard work for elderly neighbors or relatives.
- Ask to do chores such as sweeping or vacuuming for an elderly neighbor or relative.
- Make and send cards spreading joy to friends, family, neighbors, and community members.




JUNE



Monday	Tuesday	Wednesday	Thursday	Friday
Draw a picture of your family. Use lots of labels and details in your work.	Make a list of words that rhyme with 'ran'. Count the words on your list.	Read a book that has funny characters. Describe why they are funny to a family member.	Build a tower using blocks. Measure how tall the tower is by counting the number of blocks.	Practice counting by 5's.
Go outside and look for 3 living things . Tell a family member how you know they are living.	Practice jumping rope. See how many times you can jump without stopping.	Draw a picture of a place you like to go. Add labels to your drawing.	Find 5 things that are cone shaped in your home.	Ask each of your family members to tell you about a time they were <i>adventurous</i> .
Write 10+ sight words with sidewalk chalk.	Think of 5 words that are in the 'an' word family.	Make a list of 10 foods that you like to eat.	Sing 2+ math songs. (See the attached song list.)	Play "What Am I?" with a family member. (See the games list.)
Find 5 items in your house that are sphere - shaped.	Practice writing your personal info today (Full name, phone number & birthday.)	Make a list of 10 things that are fun to do in the summertime.	Play the card game "Go Fish" with a family member.	Read a story with a family member. Talk about the problem (<i>conflict</i>) & the <i>resolution</i> .
Draw & label all the triangle - shaped things you can find in your home.	Help your parents cook dinner, set & clear the table tonight.	Play hopscotch with a friend or family member today.	Make a little booklet that teaches someone how to brush their teeth. Include all the steps!	Make a collage of your favorite things by cutting out pictures & words.



JULY




Monday	Tuesday	Wednesday	Thursday	Friday
List 5 words that start with 'sh'.	Write a story about a place you like to go with your family.	Read a story with a family member. Retell the story with lots of <i>expression</i> .	Make a card for each number 1-20. Play "Numeral Hide & Seek" with a friend.	Draw & label all the square - shaped objects you can find in your house.
Play the card game "War" with a friend or family member.	Read a story with a family member. Talk about the main character feels at the beginning, middle & end.	Draw & label what you see when you look at the night sky .	Play catch with a friend or family member. Practice throwing & catching .	Go for a walk with a family member. Notice what you observe with your senses .
Make a "How To" poster that teaches someone how to wash & dry their hands.	Think of 5 words that end with 'ing'.	Sing some sight word songs today! (See the list of song links.)	Practice skipping with a friend or family member.	Make a list of 10 way to stay healthy.
Go outside and practice kicking a ball.	Practice tying shoelaces today. Make sure they are tight!	Find 5 cube - shaped items in your house.	Sing 3+ math songs today! (See the list of song links.)	Draw & label what you see when you look at the sky during the day .
Find objects in your home that are matched into pairs (i.e. socks & shoes).	Practice jumping rope today!	Be a "sight word detective" and hunt for sight words in a magazine or newspaper.	Draw and label all the rectangles you can find in your house.	Practice making patterns with small toys today (i.e. block, block, Lego...).

Name _____

"My Favorite Part" Reading Log

Directions: Complete one box each night.



1. Read your book.



2. Write the title of the book.



3. Draw a picture of your favorite part.

Title: _____

Title: _____

Title: _____

Title: _____

Name _____

My Setting Reading Log

Directions:



1. Read your book.
2. Write the title of the book.



3. Draw the setting of the story.
The setting is where and when the story takes place.

Title: _____

Setting

Title: _____

Setting

Title: _____

Setting


Title: _____

Setting

Name _____

My Character Reading Log

Directions:



1. Read your book.

2. Write the title of the book.



3. Draw a picture of the characters.

The characters are the people, animals, or creatures in a text.

Title: _____

Characters

Title: _____

Characters

Title: _____

Characters


Title: _____

Characters

Name _____

"My Favorite Part" Reading Log

Directions: Complete one box each night.



1. Read your book.

2. Write the title of the book.

3. Draw a picture of your favorite part.

Title: _____

Title: _____

Title: _____

Title: _____