

Nashville Christian School


3rd Grade

Summer Work

Summer Reading

Book #1: Flat Stanley-His Original Adventure

This classic tale of the boy who was flattened to 1 ½” is a great story to spend the summer with. After reading the story, your child needs to create a travel journal (be creative) and document Stanley’s favorite travels as he spends the summer with your family. Decorate the included Stanley however you please and take pictures of him with you on your summer adventures! Write at least 10 journal entries documenting your summer together. You must include a picture (actual or drawn) with each adventure. Have fun with this!



Reading Assignment #2-Use the Reading Log to document books or chapters in books that you read over the summer. The Reading Log is complete when you have read at least 15 books on your level. Chapter books and Graphic Novels count as 2-3 books depending on the length. Document the number of pages of each book on your summer reading log.

Summer Math

Complete the June and July Calendars choosing 4 activities a week to do. Also, practice math facts using the Xtramath website/app. Continue to use the login information from second grade and we will update your account at the beginning of third grade. If you are new to NCS and need login information, please contact grahamj@nashvillechristian.org. Please practice using the Xtramath website at least 2 times a week.

Service Project-Details included

Summer of Service

Nashville Christian School



Summer Service Project

As part of our summer work, each elementary student should complete one service project. This project must be done for someone or an organization outside of your home. The options are endless and the potential is great! Ideas?

- ▶ Help a neighbor with yard work
- ▶ Volunteer to serve at a food bank
- ▶ Donate your profits from a lemonade stand
- ▶ Pick up trash in your neighborhood
- ▶ Be creative! There are opportunities to serve each and every day!


As you are working on your project, take pictures when possible. Once your project is complete, create a presentation to share with your class when you return to school in August. The sky is the limit! Write a paper, make a poster, create a Powerpoint/Keynote.....it's up to you! Have fun with this and look for other opportunities to serve along the way! You'll love the feeling of knowing you have helped someone!

"Each of you should use whatever gift you have received to serve others, as faithful stewards of God's grace in its various forms." 1 Peter 4:10



Summer Math Calendar

Going into Third Grade



Directions: Follow the daily activities to practice different math concepts for the three full weeks of July. When the work is completed, have a parent initial the box showing that you completed that activity. Give the calendar to your teacher on the first day of school.

Monday	Tuesday	Wednesday	Thursday	Friday
Write all the addition sentences that have an answer of 9. Now write all the addition facts that have an answer of 10.	Write the 5's multiplication facts two times each.	Solve the problems below and then draw a picture to match each number sentence. $18 + 26 =$ $29 + 17 =$	Solve the problems below and make up a story for each problem. $13 - 5 =$ $15 - 8 =$	Is the number of pets in your house greater or less than the number of people? Write a number sentence using greater than or less than sign to show this.
Write an addition story for how many pairs of socks and shoes you own.	Use a ruler to measure 5 things in your house. Arrange them in order from tallest to shortest.	Tell how many tens are in each number below. 63, 48, 18, 95, 30.	Write an addition story about how many drinks and how many fruits you have in your fridge.	Add: $38 + 67 =$ $75 + 13 =$ $17 + 36 =$
Subtract: $85 - 35 = \underline{\quad}$ $54 - 39 = \underline{\quad}$ $78 - 31 = \underline{\quad}$	Use paper clips to measure a pencil, pen, and book. Draw a picture of the items from shortest to longest.	Draw three shapes. Color $\frac{1}{4}$ of each shape red.	Use coins to count back the change you would get if you bought candy for 12 cents and paid for it with a quarter.	Fun Day! Go outside and play. Use tally marks to tell how many jumping jacks you can do in 15 seconds.



Summer Math Calendar

Going into Third Grade



Directions: Follow the daily activities to practice different math concepts for the four full weeks of June. When the work is completed, have a parent initial the box showing that you completed that activity. Give the calendar to your teacher on the first day of school.

Monday	Tuesday	Wednesday	Thursday	Friday
What time did you go to bed last night? What time did you get up this morning? Draw 2 clocks and show these times. How many hours did you sleep?	Sue goes swimming in the pool at the park. Would she go swimming at 2:00 am or 2:00 pm?	Using the numbers 63, 18, 30, 49, tell which two numbers you would add to get the greatest sum. Add them together.	Name 3 activities that you did yesterday. What time did you do each activity? Draw a picture of each activity and write a. m. or p. m. for each activity.	Fun Day! Play a family game of your choice? Tell who won and how many points each person earned.
Write the missing numbers on the lines below: 12, 15, 18, ____, ____, ____ 8, 12, 16, ____, ____, ____	Write the 3's multiplication facts.	Using a group of different coins, sort the coins into groups of the same kind. How much is in each group?	One way to make 9 is 18 - 9. Write 4 other subtraction sentences that have an answer of 9.	Write the 2's multiplication facts.
Add the ages of each of your family members together. What is the sum?	Count the number of forks and spoons in your kitchen. How many do you have in all?	Fun Day! Go outside and play. Record the time that you went out and the time that you came in.	Using coins show 2 ways to make 25 cents, 40 cents, 38 cents, and 78 cents.	Identify the rule for each pattern and then continue the pattern: 5, 7, 9, 13, ____, ____ 75, 80, 85, 90, ____, ____
Write the numbers in standard form: $300 + 20 + 8 =$ $2,000 + 700 + 20 + 1 =$	Play a math game on the ipad or computer. Describe the game in words.	Write the numbers below in expanded form. (Ex. $345 = 300 + 40 + 5$) 836 203 427	Gather three different boxes of food such as rice or cereal. Measure the height of each box in inches. Which box is the tallest? Which box is the shortest?	Cut out five coupons showing 50 cents or less.

Name _____



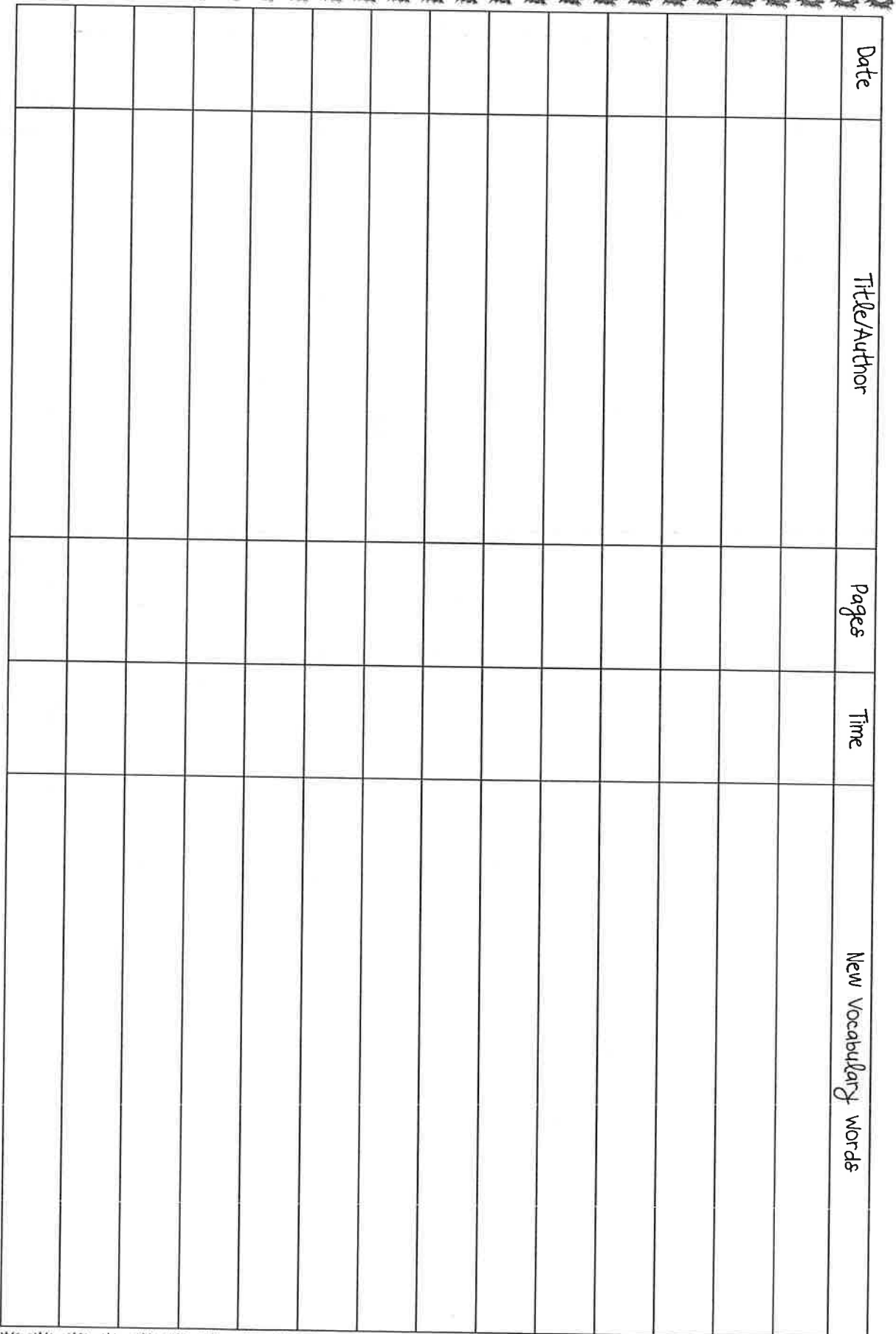
Summer Reading Log

How much can you read this summer?



Date	Title/Author	Pages	Time	New Vocabulary words

Anderson 2012



Date	Title/Author	Pages	Time	New Vocabulary words

October 2012

