

Welcome to Second Grade,

Our school year is coming to a close, and your child has worked so hard this year to master many new skills! In order for our students to keep their brains in shape over the summer, We are sending home the attached summer work:

1. Service Project- see attached info
2. Summer Learning Menu- Once your child completes an activity, they can "X" it out.
3. Summer Reading Log- Complete the reading log...you can read with your child or have your child read independently over the summer and record the books on the reading log.
4. Book Report- Choose 2 books (We recommend one each month) and complete the book report form that is attached. Students will share when we return to school!

On the first day of school, please send in your completed summer work packet, so we can see how your child flexed their mind all summer long.

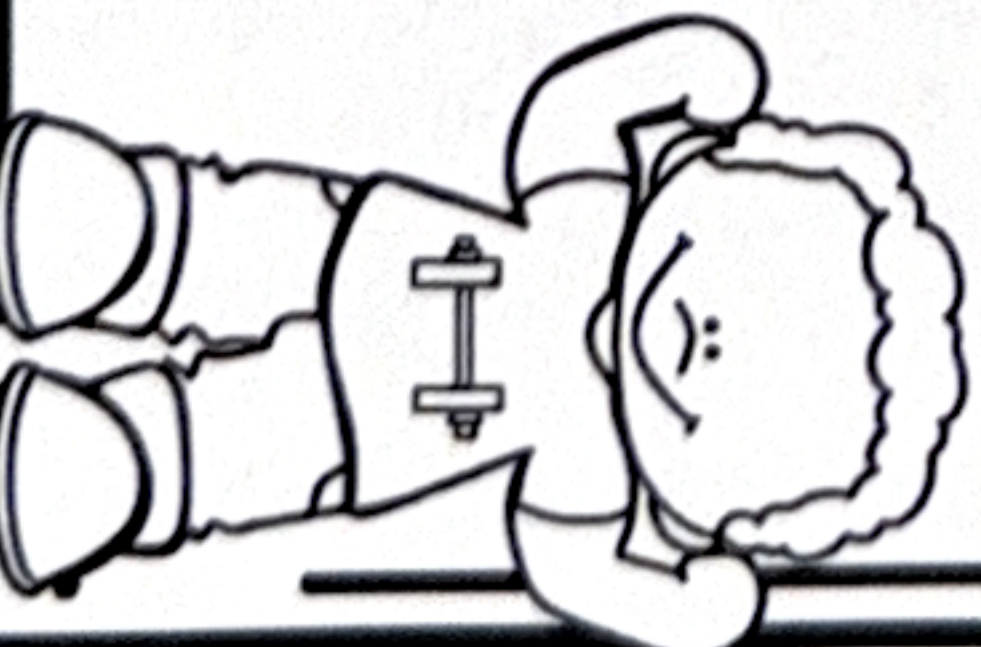
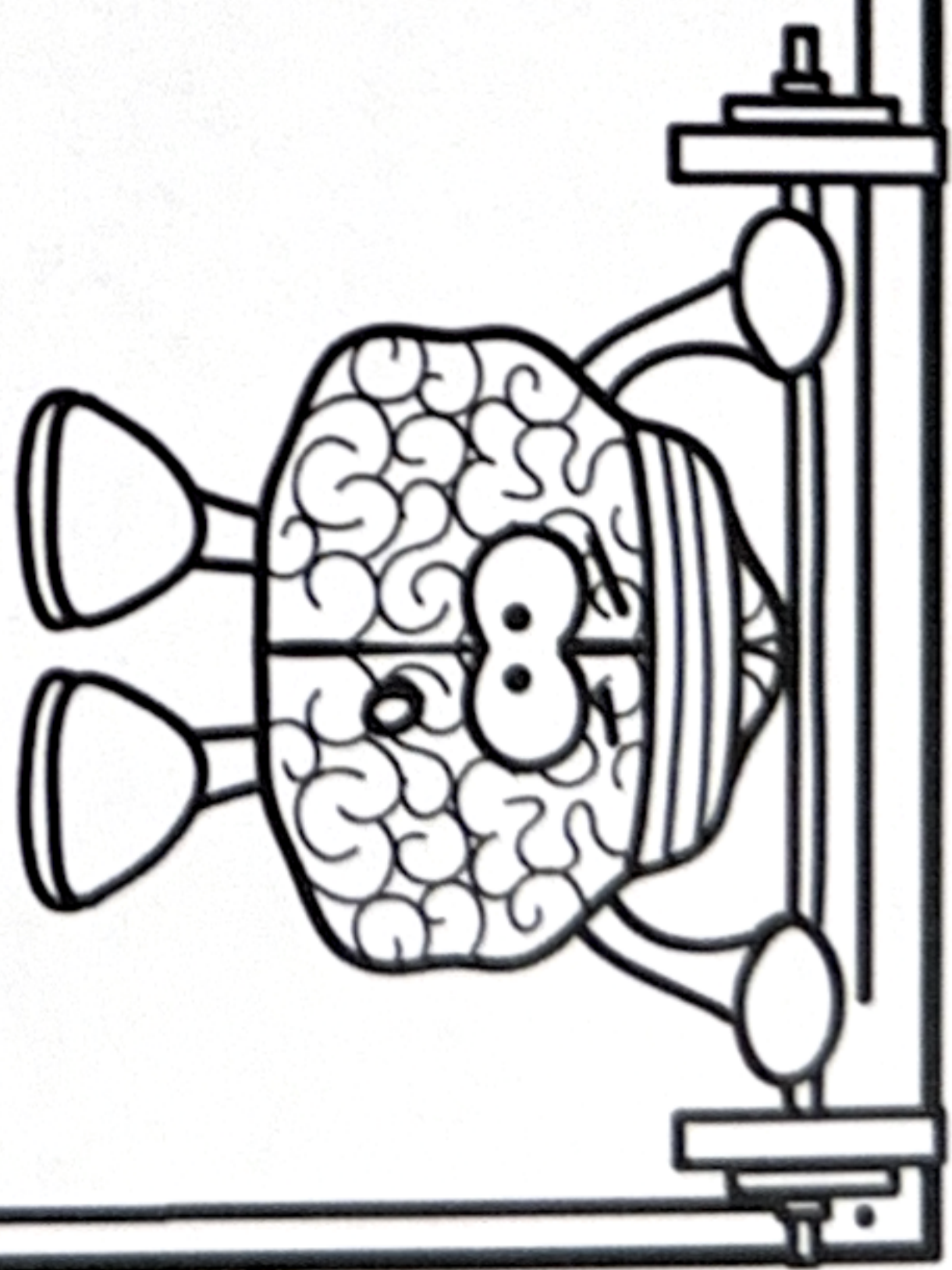

We look forward to an awesome 2nd Grade Year with you!

- 2nd Grade Team

Helpful Apps and Websites

(these are not required, but a great way to practice skills over the summer)

- *Teach me 1st grade and Teach Me 2nd grade apps
- *xtra math- sign up for a free account
- *www.readingeggs.com (sign up for a free trial)
- *Dreambox





LOWER SCHOOL

Summer of SERVICE

Grade Level	Response to Service
First	Email a picture to your child's teacher of your summer service project by the first full day of school. Your child should be prepared to explain to the class what they did for their service project. This share time will act as a pre-assessment for listening and speaking.
Second	Email a picture to your child's teacher of your summer service project by the first full day of school. Your child should be prepared to explain to the class what they did for their service project. This share time will act as a pre-assessment for listening and speaking.
Third	Create a ½ sheet of poster board display with pictures and captions documenting the project which can be used to guide an oral presentation. A digital option of a slide show with at least 3 slides with pictures and captions could be sent instead of a poster board.
Fourth	Create a ½ poster board with photos from their project. Please include captions under photos to guide oral explanation of the project.
Fifth	Write a 3 paragraph reflection describing what you chose and why, the process of completion, and how working on this project felt.

Project Ideas

- Collect food for a food pantry.
- Clean up your local park.
- Host a bake sale. Donate funds raised to a charity.
- Write letters to seniors in care facilities.
- Put together first aid kits for shelters.
- Organize a food drive in your neighborhood.
- Host a lemonade stand for your favorite cause.
- Donate gently used toys for kids in need.
- Write letters to servicemen and servicewomen.
- Collect school supplies for local schools in need.
- Go through books you have grown out of and donate them.
- Put together a care package or bake cookies for servicemen/women.
- Make care packages for people who may be experiencing homelessness.
- Do yard work for elderly neighbors or relatives.
- Ask to do chores such as sweeping or vacuuming for an elderly neighbor or relative.
- Make and send cards spreading joy to friends, family, neighbors, and community members.

Summer Learning Menu: JUNE

Writing

Let's write! Write a narrative paragraph about school. A narrative story is retelling a true event from your life. Remember to add in spacing, capitals, and punctuation.

Let's write! Write an informational paragraph about dogs. An informational story teaches others about a topic. Remember to add in spacing, capitals, and punctuation.

Let's write! Write a short fiction story about dinosaurs. A fiction story is a story that is make-believe. Remember to add in spacing, capitals, and punctuation.

Let's write! Write a how-to paragraph about riding a bike. A how-to story teaches the steps of how to do something. Remember to add in spacing, capitals, and punctuation.

Math

Let's count! Make a collection of 100 items from your house. Count the collection in tens and ones. For example, 2 tens and 0 ones, 2 tens and 1 one, 2 tens and 2 ones, etc.

Let's discuss! Make a chart of characteristics (sides, vertices, real-life shapes) you see in the following shapes: circle, triangle, rectangle, square, hexagon.

Let's solve! Have a helper read the following equations. Answer each equation in a flash: 5+5, 13+2, 7+1, 12-5, 10-8, 10-10, 18-2, 12-4, 9-4, 6-7.

Let's add! Use a deck of cards. Turn over two cards and add the two numbers together. Continue through the deck of cards.

Phonics

Let's write! Have a helper read the following words. Write each word: chat, fish, math, path, shut, wish, both, rash, chip, chop.

Let's think! List as many words as you can that rhyme with "cat."

Let's segment! Segment the following words sound-by-sound: frog, splash, truck, brick, sand, flush, ring, back, fence, lunch.

Let's list! Make a sun web. Write the sound "r" in the middle. On each ray write a word that has the "r" sound in it.

Science

Let's research! What makes a firefly glow in the dark? Illustrate a firefly in the night sky.

Let's list! What are the four seasons? List the four seasons and observations for each. You can add weather, clothing, activities, animals, etc. for each season.

Let's investigate! With a helper, go outside and find a rock. Make observations about the rock. What does it feel like? What color is it? What type of rock might it be?

Let's discuss! How do you protect your skin from the sun? Why should we protect our skin from the sun?

Social Studies

Let's create! Create a map of your house. Include all the rooms and a map key, too.

Let's list! Make a two-category list. List wants you have and needs you have.

Let's be kind! Find someone you can provide an act of kindness for. Have a helper assist you with acting on this kind gesture.

Let's discuss! Who are your local elected leaders? What is their role? How do they help you and your family?

Movement

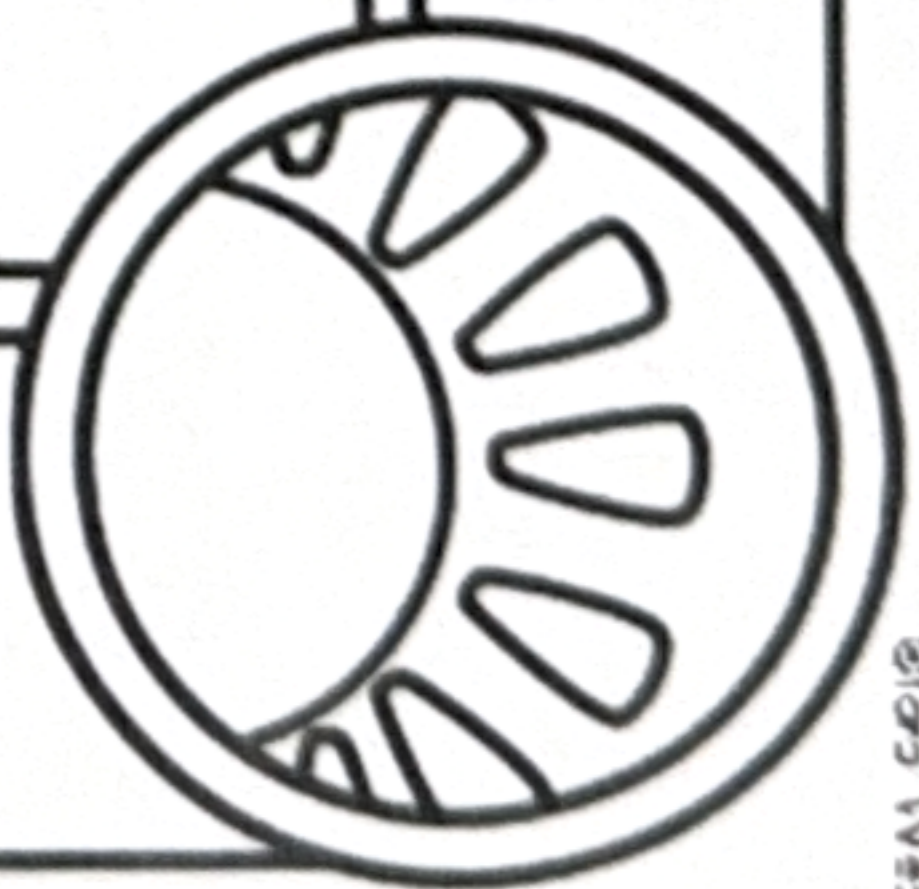

Let's sit-up! Complete 20 strong sit-ups. Be sure to secure your head as you practice your sit-ups.

Let's move! Do 20 side lunges. Stretch one leg out strong. Then, switch sides and continue with the lunges.

Let's jump! Complete 5 ten second jump bursts. You will jump high for 10 seconds and then take a 10 second rest.

Let's bounce! Practice bouncing a ball. Practice bouncing with your left hand and your right hand, too.

Instructions: Choose a task each day (Mon.-Thurs). After the task is completed, "X" it out. Don't forget to read a book each day and add it to your reading log.



Summer Learning Menu: JULY

Writing

Let's write! Write a narrative paragraph about summer. A narrative story is retelling a true event from your life. Remember to add in spacing, capitals, and punctuation.



Let's write! Write a fiction paragraph about space. A fiction story is a story that is made-believe. Remember to add in spacing, capitals, and punctuation.



Let's write! Write an informational paragraph about horses. An informational story teaches others about a topic. Remember to add in spacing, capitals, and punctuation.



Let's write! Write a how-to paragraph about brushing your teeth. A how-to story teaches the steps of how to do something. Remember to add in spacing, capitals, and punctuation.



Math

Let's think! State 10 more and 10 less of each number: 25, 40, 52, 70, 82, 90, 81, 22, 15, 100.



Let's solve! Have a helper read the following equations. Answer each equation in a flash: 15-5, 13-2, 17-1, 12-5, 10-8, 10-10, 18-2, 12-4, 9-4, 15-7.



Let's count! Count to 125 forwards from 0-125. Then, count backwards from 125-0.



Let's odd! Use a deck of cards. Turn over two cards and subtract the smaller number from the larger number. Continue through the deck of cards.



Phonics

Let's write! Have a helper read the following words. Write each word: frog, swim, clap, clam, flag, plum, crab, glad, crib, plug.



Let's segment! Segment the following words sound-by-sound: rake, spin, crunch, plane, bone, dish, crane, stamp, tape, blade.



Let's think! List as many words as you can that rhyme with "dog."



Let's list! Make a sun web. Write the sound "ch" in the middle. On each ray write a word that has the "ch" sound in it.



Science

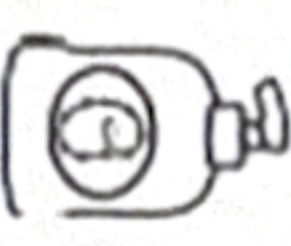
Let's think! What does it mean to recycle? Why do we recycle? What does it mean to upcycle? Find an item that you can upcycle into something new.



Let's list! What is a plant? What is an animal? Make a list of plants and animals.



Let's share! What is a germ? How can you keep germs away? How can you protect others from germs?



Let's discuss! How do you protect yourself when you are riding a bike? Why should you wear these items?



Social Studies

Let's explain! What does it mean to earn money? How can you earn money?



Let's help! How can you be a helper? Choose a task that you can help with around the house today. How does being helpful make you feel?



Let's think! What does it mean to share? Explain to a helper a time you have shared even when you did not want to. Why is it important to share?



Let's practice! What is your phone number? Practice reciting your phone number until you have it memorized.



Movement

Let's push-up! Complete 20 strong push-ups. You can complete your push-ups on your knees or toes.



Let's hop! Practice hopping on one foot safely. Hop on one foot as long as you can safely. Try to extend your time by practicing.



Let's run in place! Practice running in place with short bursts. Run as fast as you can for 10 seconds. Complete 5 10-second bursts.



Let's walk! With a helper, go on a walk in your neighborhood. Practice walking vigorously in short bursts.



Instructions: Choose a task each day (Mon.-Thurs). After the task is completed, "X" it out. Don't forget to read a book each day and add it to your reading log.



Name: _____

BOOK REPORT



Title: _____
Author: _____
Illustrator: _____

Characters: _____

Setting (when and where)

Beginning:

Middle:

End:

I thought this book was (2 sentences):

Name: _____

BOOK REPORT



Title: _____
Author: _____
Illustrator: _____

Characters: _____

Setting (when and where)

Beginning:

Middle:

End:

I thought this book was (2 sentences):

