




June




SUMMER HOMEWORK

	Monday	Tuesday	Wednesday	Thursday
Week 1 {June 8} Read every day!  Parent Initial	Trace the letters. ----- Color each of the pictures.	Trace each number. ----- Count to 10	Name each letter. ----- What sound does each letter say?	Write your name below. ----- Make sure it starts with a capital and the rest are lowercase.
Week 2 {June 15} Read every day!  Parent Initial	Match the rhyming pictures.. ----- Can you name a new rhyming word?	Complete the picture. ----- Tell a story about your picture..	Trace the letters. ----- Color each of the pictures.	Trace the shapes. ----- Can you name them?
Week 3 {June 22} Read every day!  Parent Initial	Color each crayon the correct color. ----- Play "I Spy" with your family.	Write the missing letters. ----- Color the pictures.	Name each letter. ----- What sound does each letter say?	Trace the letters. ----- Color each of the pictures.
Week 4 {June 29} Read every day!  Parent Initial	Color and count the ten frame. ----- Trace each of the numbers.	Trace the letters. ----- Color each of the pictures.	Write your name below. ----- Make sure it starts with a capital and the rest are lowercase.	Trace each number. ----- Count to 20.

Monday {Week 1}


Trace the letters and color the pictures.

A a




apple

B b



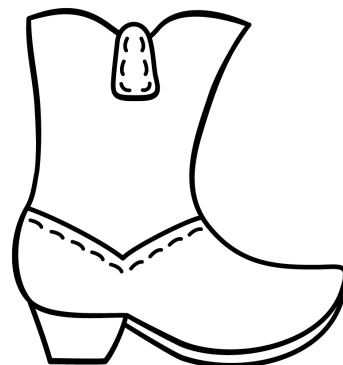
bell

A a



ant

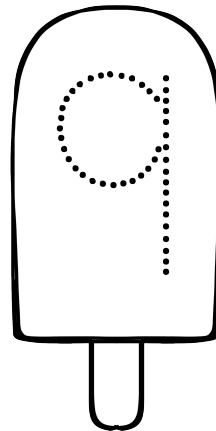
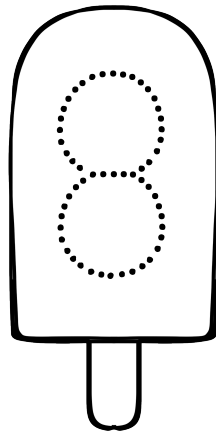
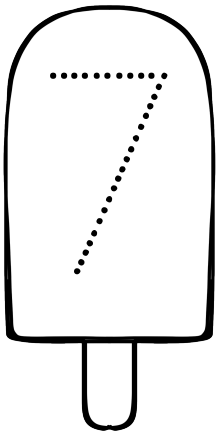
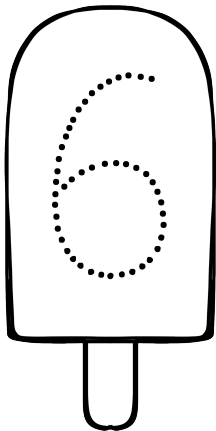
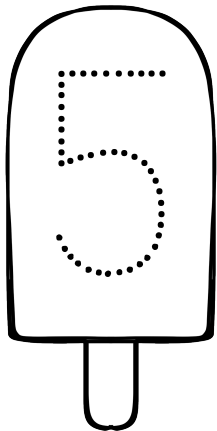
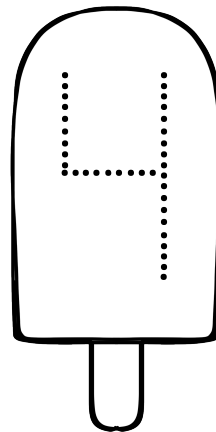
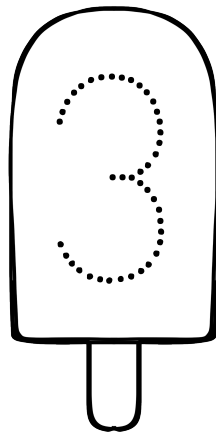
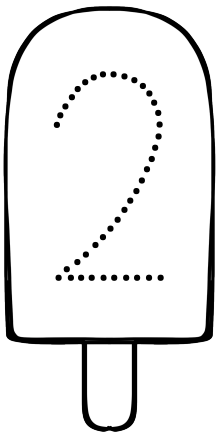
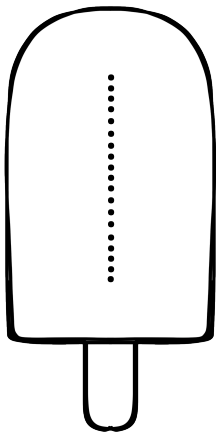
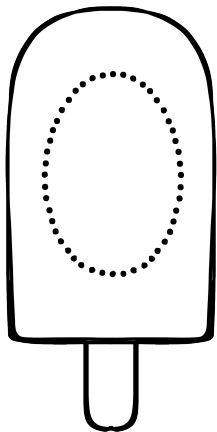
B b



boot

Tuesday {Week 1}

Trace each number.



Wednesday {Week 1}

Name each letter. What sound does it say?

Tt

Hh

Ss

Dd

Bb

Zz




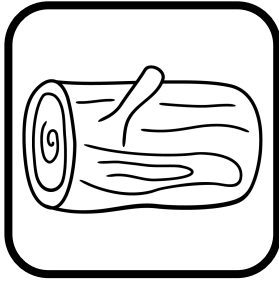



Thursday {Week 1}

Write your name below.

Handwriting practice lines for Thursday. Each row consists of a solid top line, a dashed middle line, and a solid bottom line. There are three such rows provided for writing practice.

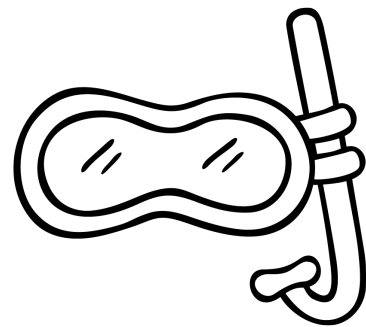
Monday {Week 2}

Match the rhyming pictures.



Tuesday {Week 2}


Complete the picture and tell a story about it.



Wednesday {Week 2}


Trace the letters and color the pictures.

C c



cake

D d



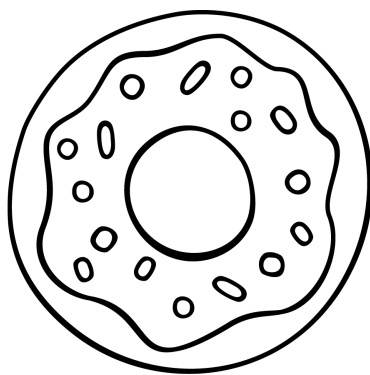
dog

C c



cake







D d



dog

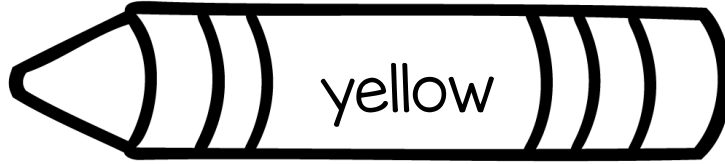
Thursday {Week 2}

Trace the shapes. Can you name them?



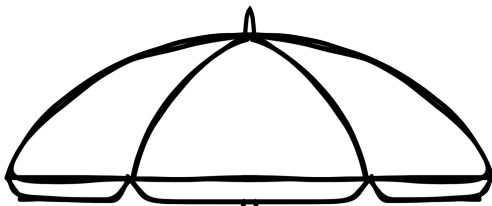
Monday {Week 3}

Color each crayon the correct color.

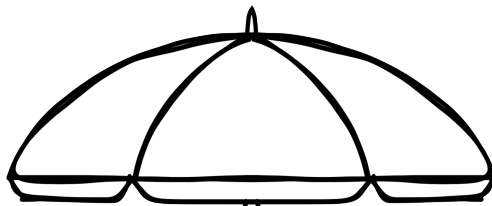


Tuesday {Week 3}

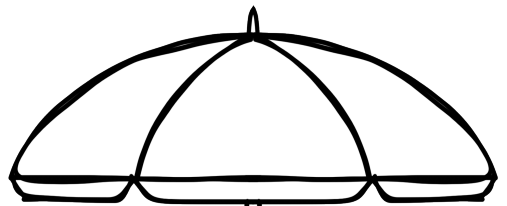
Write the missing letters.



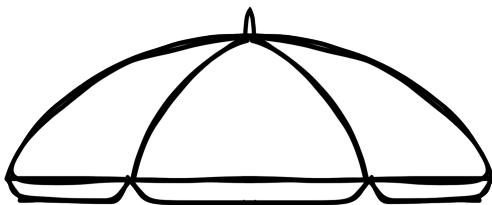
A



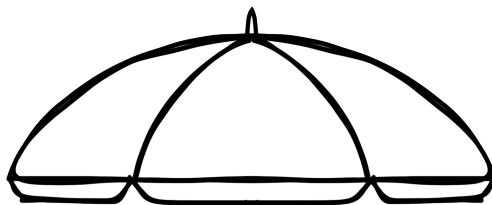
f




E



M



j



Wednesday {Week 3}

Name each letter. What sound does it say?

Ll

Xx

Nn

Gg


Yy

Kk

Thursday {Week 3}


Trace the letters and color the pictures.

E e



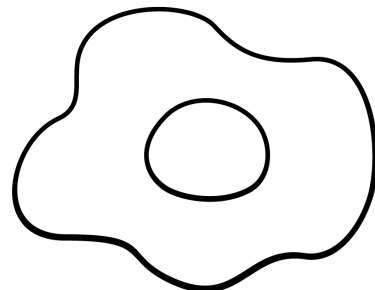
elephant

F f




frog

E e



egg

F f



flower

Monday {Week 4}

Color and count the ten frame and trace the number.

○	○	○	○	

4

○	○	○	○	○

5

○	○	○	○	○
○				

6

○	○			

2

○	○	○	○	○
○	○	○		

8

○	○	○	○	○
○	○	○	○	○


10

Tuesday {Week 4}

Trace the letters and color the pictures.


G g

goat



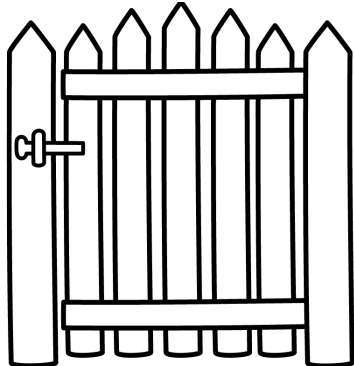
H h

hive




G g

gate



H h

heart





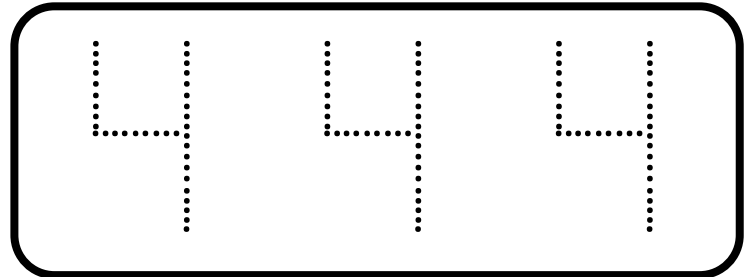
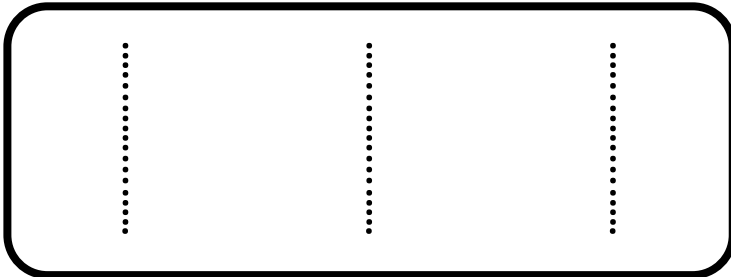
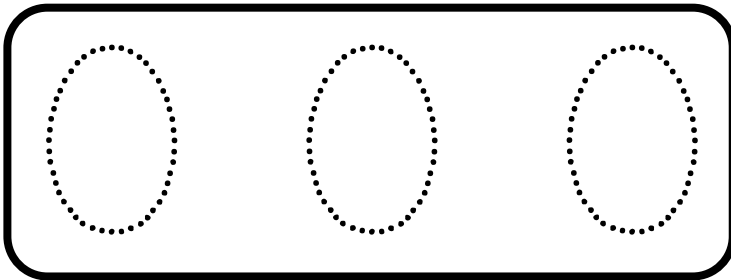
Wednesday {Week 4}

Write your name below.

Handwriting practice lines for Wednesday. Each row consists of a solid top line, a dashed middle line, and a solid bottom line. There are three such rows provided for writing practice.

Thursday {Week 4}

Trace the numbers.




June Reading Log





Date	Book Title/Author	Minutes	Initial



July



SUMMER HOMEWORK


	Monday	Tuesday	Wednesday	Thursday
Week 1 {July 6} Read every day! 	Trace the letters. ----- Color each of the pictures.	Trace the lines. ----- Play follow the leader.	Name each letter. ----- What sound does each letter say?	Write your name. ----- Make sure it starts with a capital and the rest are lowercase.
Week 2 {July 13} Read every day! 	Say the name of each picture. ----- Circle the sound you hear at the beginning.	Complete the picture. ----- Tell a story about your picture.	Trace the letters. ----- Color each of the pictures.	Count the ice cream cones. ----- Match to the correct number.
Week 3 {July 20} Read every day! 	Fill in the missing numbers. ----- Count to 20.	Color the crayons the correct color. ----- Color the picture by numbers.	Do the pictures rhyme? ----- Circle yes or no for each set.	Trace the letters. ----- Color each of the pictures.
Week 4 {July 27} Read every day! 	Count the objects. ----- Write the correct number.	Trace the letters. ----- Color each of the pictures.	Write your name below. ----- Make sure it starts with a capital and the rest are lowercase.	Trace each number. ----- Find a circle, square and triangle in your home.

Monday {Week 1}

Trace the letters and color the pictures.


I i

igloo




J j

jet




I i

inch



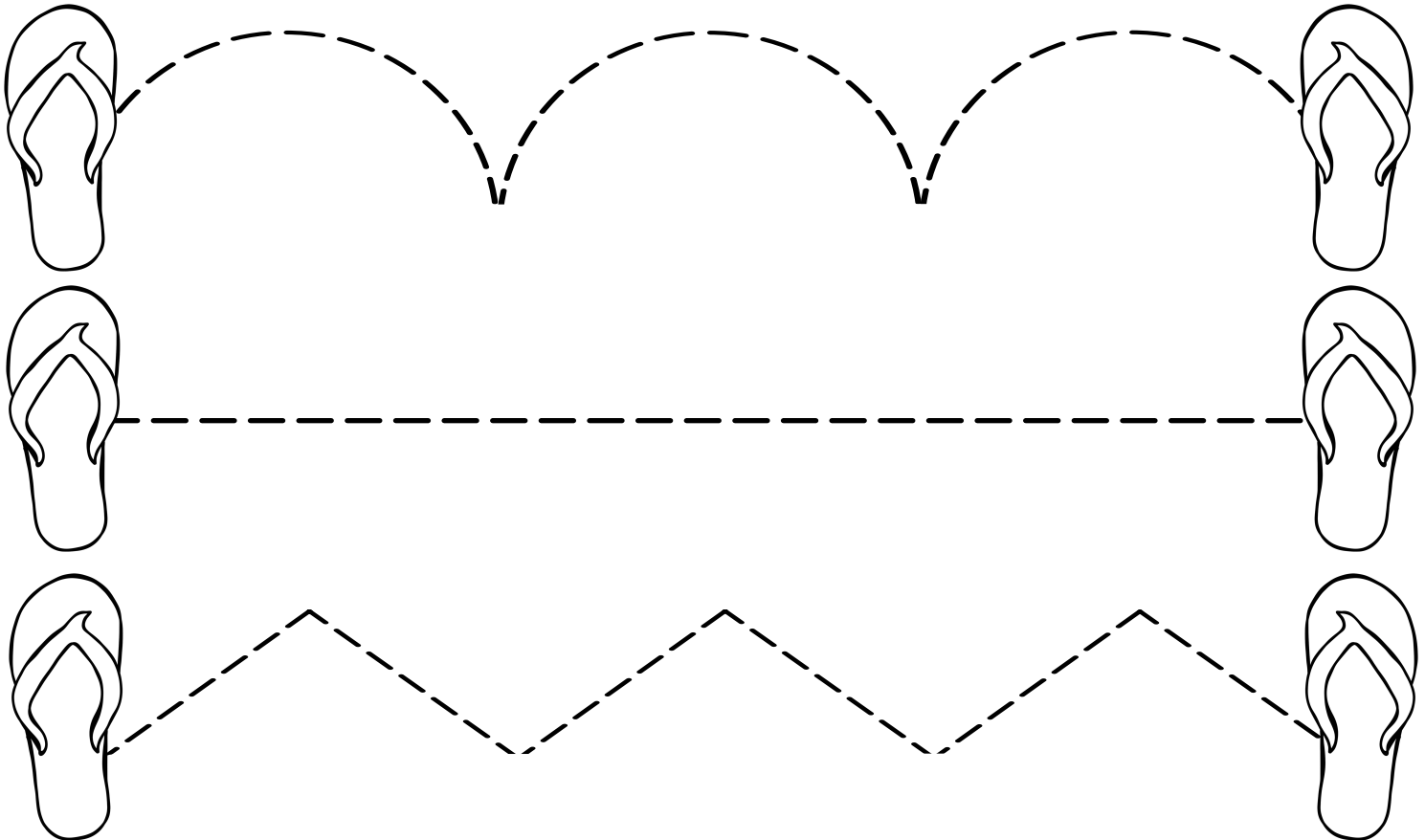
J j

juice



Tuesday {Week 1}

Trace the lines.



Wednesday {Week 1}

Name each letter. What sound does it say?

Rr

Pp

Jj

Oo

Hh

Xx


Thursday {Week 1}

Write your name below.


Handwriting practice lines for Thursday. Each row consists of a solid top line, a dashed middle line, and a solid bottom line. There are three such rows provided for writing practice.

Monday {Week 2}


Circle the sound you hear at the beginning of each word.



s f n




f n e



k w l



b r f



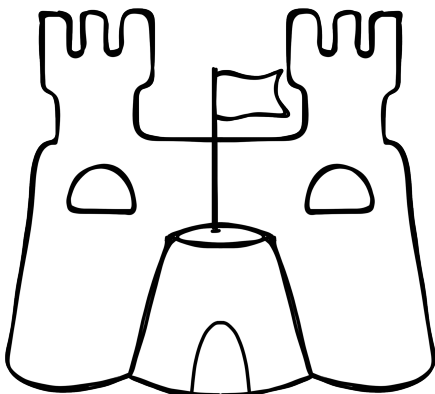
y r v



j h z

Tuesday {Week 2}

Complete the picture and tell a story about it.




Wednesday {Week 2}

Trace the letters and color the pictures.


K k

kite




L l

lion




K k

king




L l

leaf



Thursday {Week 2}

Count the ice cream cones and match to the correct number



4

6



2

3

5

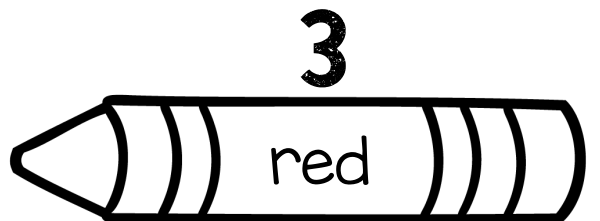
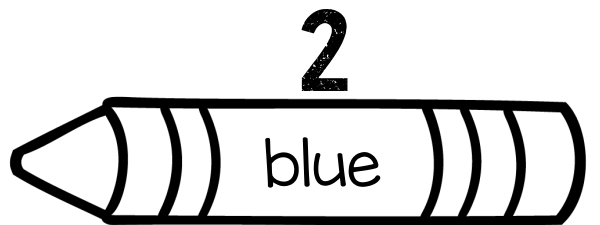
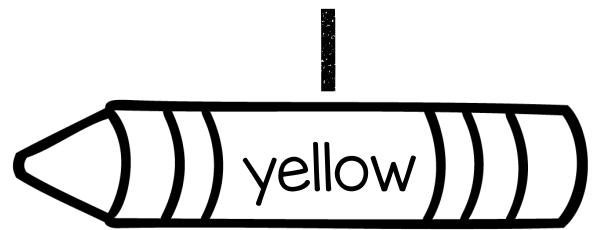
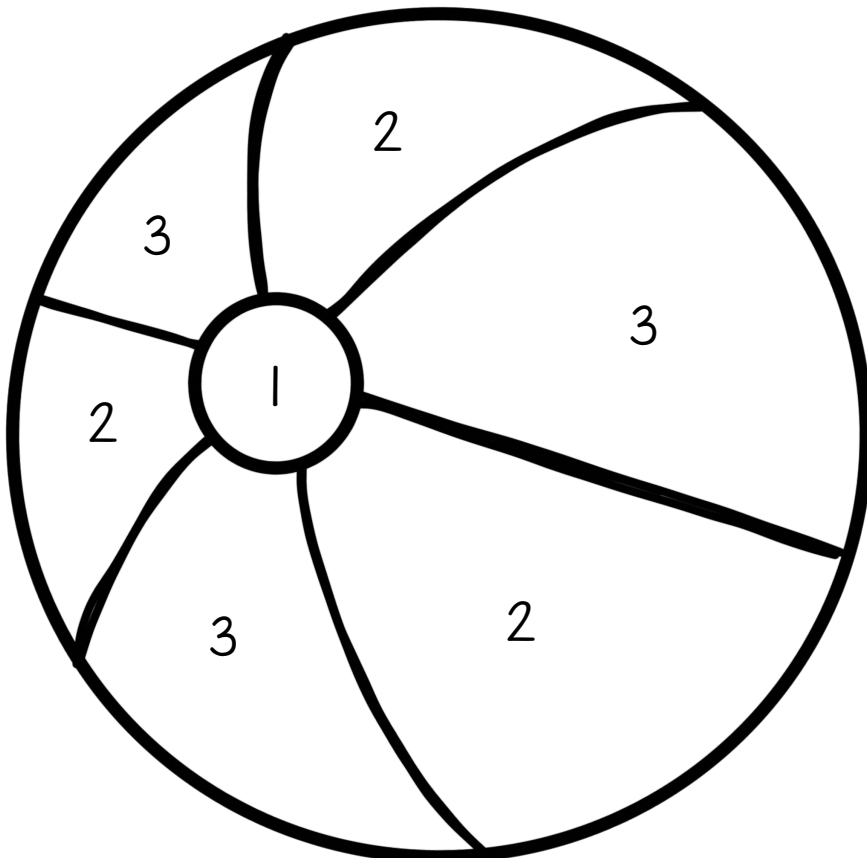
Monday {Week 3}

Fill in the missing numbers.









Tuesday {Week 3}

Color the picture by the numbers.






Wednesday {Week 3}

Do the pictures rhyme? Circle yes or no.



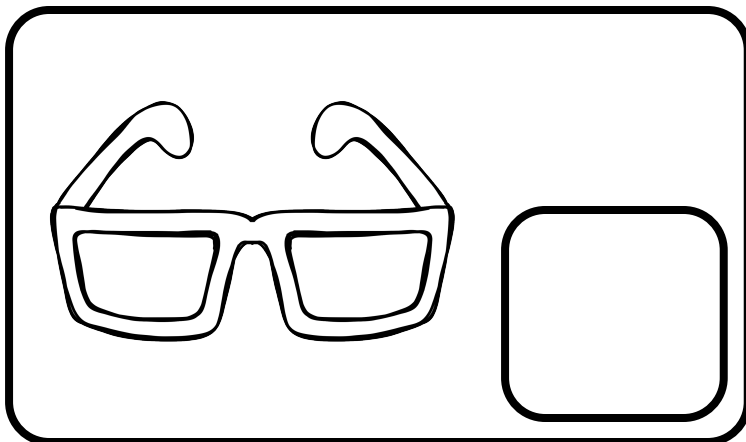


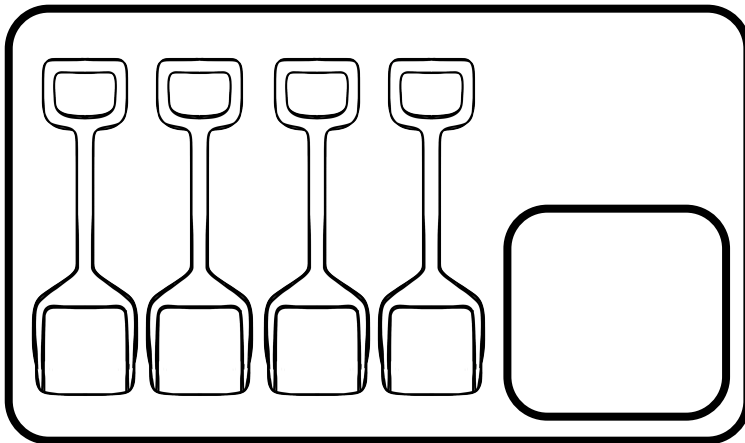
Thursday {Week 3}

Trace the letters and color the pictures.






Monday {Week 4}

Count the objects and write the correct number.



Tuesday {Week 4}

Trace the letters and color the pictures.




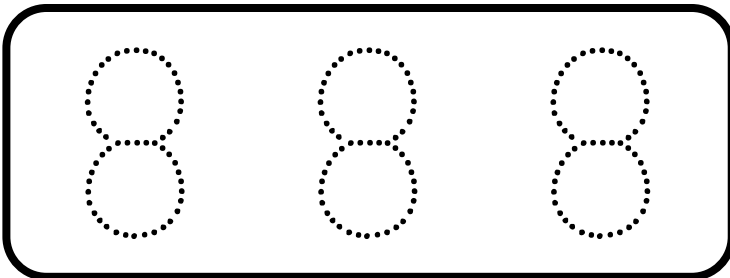
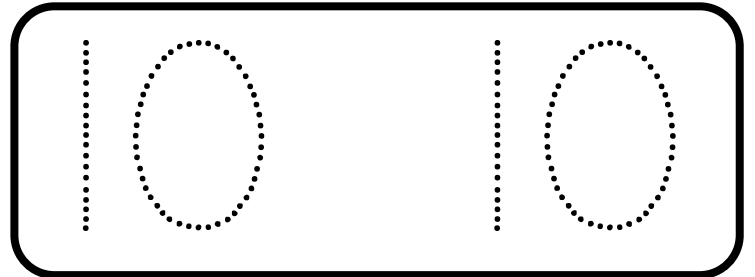
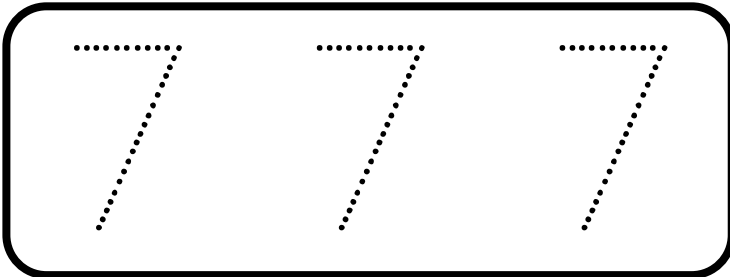
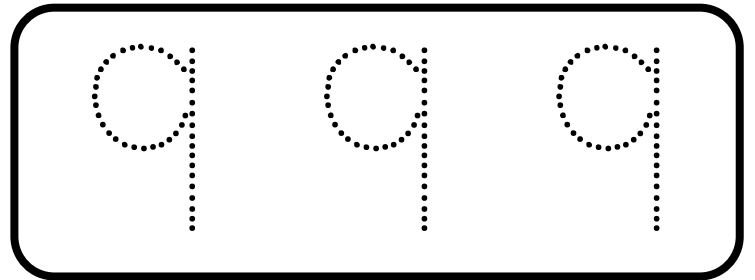

Wednesday {Week 4}

Write your name below.

Handwriting practice lines for Wednesday. Each section consists of a solid top line, a dashed middle line, and a solid bottom line. There are two such sections provided for writing practice.

Thursday {Week 4}

Trace the numbers.



July Reading Log

Date	Book Title/Author	Minutes	Initial