

Rising 5th Grade Summer Work



A note from your fifth grade teachers:

In this packet you will find your summer work! There are three different components to your summer work activities.

They are:

1. Complete presentation with a service component.
2. Complete the ELA packet. This can either be broken up throughout the summer or done at once. Your choice!
3. Complete xtra math 4 days a week for a total of 30 times logging in!

Back to School Presentation

10 different slides

Slide #	Information that should be on slide
1-3	About Me: Name, Birthday, Favorite color, Interesting facts
4-6	What you did over the summer: Vacations, festivals, beach trip, etc.
7	Book you read this summer: Title, summary, and review
8-9	Service Project: What you did, at least 1 picture of you doing the service (INFO ABOUT SERVICE PROJECT ON NEXT PAGE)
10	Favorite bible verse

At least 5 pictures included in presentation.

This can be done in Keynote, PowerPoint, or in Google Slides.

DUE @ START OF SCHOOL

Presentations need to be emailed to Mrs. Lane
(lanev@employees.nashvillechristian.org) or they can be brought in on a flash drive.

Summer of Service

Nashville Christian School



Summer Service Project

As part of our summer work, each elementary student should complete one service project. This project must be done for someone or an organization outside of your home. The options are endless and the potential is great! Ideas?

- ▶ Help a neighbor with yard work
- ▶ Volunteer to serve at a food bank
- ▶ Donate your profits from a lemonade stand
- ▶ Pick up trash in your neighborhood
- ▶ Be creative! There are opportunities to serve each and every day!

As you are working on your project, take pictures when possible.

Have fun with this and look for other opportunities to serve along the way! You'll love the feeling of knowing you have helped someone!

"Each of you should use whatever gift you have received to serve others, as faithful stewards of God's grace in its various forms." 1 Peter 4:10

Start June 1st.




NO SUMMER NO SLIDE

DON'T LOSE YOUR LEARNING
OVER THE SUMMER!

_____ 'S BOOK

Due: August 12th, 2019.

SUMMER Bucket List



1.

2.

3.

4.

5.

6.

7.

8.

9.

10.

iRead



SUMMER CHALLENGE

READ AT
THE
LIBRARY

READ
OUTSIDE

READ TO
AN
ADULT.

READ
WITH A
FRIEND OR
SIBLING!

READ BY
THE
WATER!

READ ON
A COMFY
CHAIR

READ
OUTSIDE

READ 3
BOOKS BY
THE SAME
AUTHOR!

READ FOR
30
MINUTES!

READ
WITH A
FLASHLIGHT

READ FOR
ONE
HOUR!

READ IN
YOUR
PAJAMAS

WEEK [Literacy] VOCABULARY

PREFIXES: RETRO-, IR-, MAL-, INTER-, AB-

RETRO- = backward
IR- = "NOT" MAL- = "bad"
INTER- = "between"
AB- = "FROM"

ADD THE CORRECT PREFIX TO EACH WORD TO FORM A NEW WORD. USE THE MEANING CLUE IN PARENTHESES TO HELP YOU.

1. (backward) _____ active
2. (between) _____ section
3. (bad) _____ function
4. (backward) _____ spective
5. (not) _____ responsible
6. (ab) _____ stain

CIRCLE THE PREFIX IN THE FOLLOWING WORDS:

interstate

irregular

malcontent

abnormal

absent

malnutrition

interdependence

BONUS! TRY TO USE SOME OF THESE WORDS IN YOUR WRITING THIS MONTH!

WEEK 2 Literacy GRAMMAR

CORRELATIVE CONJUNCTIONS!

USE THE CORRELATIVE CONJUNCTIONS CORRECTLY IN A SENTENCE.

either/or

both/and

CIRCLE THE CORRELATIVE CONJUNCTIONS THAT COMBINES THE TWO SENTENCES TO MAKE A COMPOUND SENTENCE.. THEN WRITE THE C SENTENCE.

MY MOM LIKES TO READ. MY BROTHER LIKES TO READ

not only/ but also either/or both/and neither/nor

WEEK 3 Literacy READING

READ AN INFORMATIONAL BOOK THIS WEEK AND DECIDE WHAT THE MAIN IDEA IS. ALSO PROVIDE THE DETAILS THAT SUPPORT THE MAIN IDEA.

MAiN idea:

SuPPORTiNG detaiL:

SuPPORTiNG detaiL:

SuPPORTiNG detaiL:

WEEK 4 Literacy WRITING

IT IS YOUR 4TH WEEK OF SUMMER! WRITE AN ACROSTIC POEM ABOUT YOUR SUMMER SO FAR! BE SURE TO USE YOUR BEST WRITING AND HANDWRITING!

S

U


M

M

E

R

SNAPSHOTS of JUNE



DURING THE MONTH OF JUNE I . . .

WEEK 5 Literacy VOCABULARY

SUFFIXES: -IST, -IC, -SIM, -ENT, -ATION/-TION

-IST = "ONE WHO PRACTICES"
-IC = "RELATING TO"
ENT = "INCLINED TO"
-SIM & -ATION/-TION =
"STATE OF BEING"

USE THREE WORDS FROM THE BOX
IN A SENTENCE!

1. _____

2. _____

3. _____

CIRCLE THE SUFFIX
IN THE FOLLOWING
WORDS:

Dentist

Journalism

Perfectionist

Accusation

Heroic

Turbulent

Historic

Succulent

optimism

WEEK 6 Literacy GRAMMAR

Let's Correct!

Read each sentence. Circle the incorrect verb tense and then write the sentence correctly.

1. THE GIRL INSISTED THAT SHE HAS PAID FOR THE DRESS.

2. BRIAN DREAMED OF BECOMING A HOCKEY PLAYER ONE DAY AND HIS DREAM COMES TRUE.

3. SARAH HELPED HER GRANDMOTHER SET THE TABLE AND THEN WATCHES TV.

4. JOHN PASSED THE BALL TO JOE, WHO SCORES THE WINNING BASKET.

5. WHEN I FIRST MOVED TO MY NEW HOME, I HATE MY ROOM.

WEEK 8 Literacy READING

GIVE A "SWBST" SUMMARY ABOUT A BOOK THAT YOU HAVE READ THIS SUMMER!

Somebody: _____


wanted: _____

But: _____

So: _____

then: _____

SNAPSHOTS of JULY



IN JULY, I WAS BUSY WITH ...

SUMMER MATH

5th Grade



xtraMath

xtraMath is a non-profit program that allows students to practice daily math facts for free, all while keeping the child's teacher informed of their progress.

This summer, your child should work on xtraMath 4 days a week for a total of 30 times. Please keep up the login times. My suggestion is to have them do this Monday - Friday (pick 4 days) and take a break on the weekends. After the initial testing is done on the first day (which takes 15-20 minutes), your child will spend no more than 10 minutes a

day on xtraMath. I will be following their progress throughout the summer. I will take a grade on 4 random days!

Knowing multiplication facts is VITAL to success in 5th grade math.

Please follow the directions on the xtraMath sheet provided. The directions will get your child logged in and also give you access to their progress.

If you have not received login information, please email foxe@nashvillechristian.org!!