



Dear Second Graders,

We want you to have a spectacular summer having fun playing, swimming, vacationing, and relaxing. However, we also hope you will do some reading while you are relaxing and we hope you can have fun practicing math while playing.



Summer Work for Second Grade has three parts:

- There is a **Reading Log** in your summer work. It has 10 spaces to record books you have read over the summer. You will record the date, the title, the author and the setting as you travel through your books this summer. You can always read more than 10. Just print out another sheet if needed. We want you to read at least 10 books, though, this summer.
- We also have included a **calendar** for June and July which will keep your math skills fresh. You can color the box once you have completed the activity. Each week you have different math fact sets to practice, as well.
- Make sure to read the note about a summer **service project**. This is an opportunity for you to shine your Christian light for all to see. We can't wait to hear what service you did to help others.

It is proven that if you don't use the skills you have learned in kindergarten and first grade that you may lose some of them over the summer. We do not want that to happen to you. There will be a treat ready for all of you who return to school on August 10th with your Reading Log completed and your June and July Math calendars colored in by you and signed by your parents.




Have a Great Summer Friends

# June



| Sunday                                | Monday  | Tuesday  | Wednesday  | Thursday  | Friday                               | Saturday   |
|---------------------------------------|---|--|--|---|--------------------------------------|--|
| Practice Doubles Facts this week.     | Solve:<br>$8 + \underline{\quad} = 11$<br>$5 = \underline{\quad} - 3$     | $5 + \underline{\quad} = 12$<br>$8 + 6 = \underline{\quad}$<br>$14 - 4 = \underline{\quad}$  | Draw a clock and show 6:00. Supper time is am or pm? | What is ten more than 22 ___<br>35 ___ 43 ___       | Play a board game.                   |  |
| Practice Addition Facts this week.    | Making 10<br>$2 + \underline{\quad} = 10$<br>$\underline{\quad} + 7 = 10$ | Use > or <<br>93 ___ 25<br>21 ___ 12   | Count to 100 while doing jumping jacks.              | Play war with a deck of cards.                      | 57 has ___ tens and ___ ones.        |  |
| Practice making Ten this week.        | Make a fact family with 3, 5, and 8.                                      | Subtract<br>$8 - 2 = \underline{\quad}$<br>$12 - 5 = \underline{\quad}$  | What is ten less than?<br>26 ___ 45 ___              | Count down from 20 like you are a rocket ship ready | to launch. 20, 19, 18,...            | Jay has 4 balloons. Two popped. How many are left? |
| Practice Subtraction Facts this week. | Draw a clock and show 2:30. It is dark. AM or PM                          | Aaron read 16 pages and Sam read 13 pages.   | Who read more pages? _____                           | Roll 2 dice and add to find the sum.                | Make a fact family with 4, 5, and 9. |  |
| Practice Doubles + 1 Facts.           | What number is missing? 3, 6, ____, 12, 15, 18...                         | How many fingers do two babies have?   |  |   |                                      |  |
|                                       |   | Fact Families are related facts. 2 addition sentences and 2 subtraction sentences.<br>Example: $2 + 5 = 7$ , $5 + 2 = 7$ , $7 - 2 = 5$ and $7 - 5 = 2$<br>Doubles plus one facts example: $8 + 7 = (7+7)$ or $14 + 1$ which is 15.<br>Doubles minus one facts example: $8 + 7 = (8 + 8)$ or $16 - 1$ which is also 15. |  |   |                                      |  |


# July



| Sunday   | Monday   | Tuesday                                      | Wednesday   | Thursday   | Friday   | Saturday |
|--|--|--|---|--|--|----------|
|  |  |  |   |  | How many sides?<br>Square ____<br>Triangle ____  |          |
| Practice Doubles Facts this week.  | How many letters are in your middle name? ____       | What is the value of 2 nickels, and 3 dimes? | Draw a picture with 3 circles, 2 rectangles, >>>> | 2 triangles, and a square.                       | Use > or <<br>65 ____ 56<br>38 ____ 83           |          |
| Practice Addition Facts this week.   | Draw a square around the digit in the ones place. >  | 32, 54, 75, 93<br>45, 97, 41, 77             | 1 + ____ = 10<br>4 + ____ = 10<br>3 + ____ = 10   | Finish the sequence 2, 4, 6, 8, ____, 12, 14, __ | How many legs do two cows and 2 ducks have? ____ |          |
| Practice Subtraction Facts this week.  | Which is greater one inch or one centimeter?         | Add:<br>45 + 32 = ____<br>87 + 11 + ____     | Subtract<br>88 - 30 = ____<br>65 - 20 = ____      | How many eyes do 10 people have altogether?      | Order from least to greatest.<br>35, 53, 13, 31  |          |
| Practice skip-counting by 2s, 5s, 10s  | Make an addition story using toys. Write down your > | story in words and numbers.                  | Order from greatest to least.<br>48, 84, 62, 26   | How many toes do 4 children have altogether?     | What is the value of a quarter, dime, and penny? |          |
| Color in the box when you have completed the work. You can do the work on another sheet of paper if you need to. |  |  |   |  |  |          |

# Summertime Book Travels

| Date | Title | Author | Setting |
|------|-------|--------|---------|
|      |       |        |         |
|      |       |        |         |
|      |       |        |         |
|      |       |        |         |
|      |       |        |         |
|      |       |        |         |
|      |       |        |         |
|      |       |        |         |
|      |       |        |         |
|      |       |        |         |
|      |       |        |         |



# Summer of Service

## Nashville Christian School



### Summer Service Project

As part of our summer work, each elementary student should complete one service project. This project must be done for someone or an organization outside of your home. The options are endless and the potential is great! Ideas?

- ▶ Help a neighbor with yard work
- ▶ Volunteer to serve at a food bank
- ▶ Donate your profits from a lemonade stand
- ▶ Pick up trash in your neighborhood
- ▶ Be creative! There are opportunities to serve each and every day!

As you are working on your project, take pictures when possible. Once your project is complete, create a presentation to share with your class when you return to school in August. The sky is the limit! Write a paper, make a poster, create a Powerpoint/Keynote.....it's up to you! Have fun with this and look for other opportunities to serve along the way! You'll love the feeling of knowing you have helped someone!

"Each of you should use whatever gift you have received to serve others, as faithful stewards of God's grace in its various forms." 1 Peter 4:10